

**LANCASTER COUNTY PRISON BOARD AGENDA**  
**SEPTEMBER 20<sup>TH</sup>, 2018**

1. CALL TO ORDER—PUBLIC MEETING BEGINS AT 9:15AM
2. PLEDGE OF ALLEGIANCE
3. ANNOUNCEMENT: The Prison Board met in executive session on Thursday, September 20<sup>th</sup>, 2018 beginning at 8:30 am to discuss labor negotiations, litigation, potential litigation, and personnel matters related to the discipline, suspension and termination of employees.
4. APPROVAL OF MINUTES. August 16<sup>th</sup>, 2018. Submitted independently by the Board Secretary.
5. MONTHLY REPORT
  - a. Warden's Report – Cheryl Steberger presented by Robert Wolfe
  - b. Operations Report – Robert Wolfe
  - c. Inmate Services Report – Joseph Shiffer
  - d. Administrative Report –Tammy Moyer
  - e. Facilities Management Report – Bob Devonshire
6. OLD BUSINESS
7. NEW BUSINESS
  - a. Suicide Prevent Task Force update- Larry George
  - b. Prison Stat – Scheduled @1:30 pm on Monday October 22<sup>nd</sup>, 2018  
150 North Queen Street  
Commissioner's Conference Room  
7<sup>th</sup> Floor
  - c. Prison Store Account Policy
8. BUSINESS FROM GUESTS
9. ADJOURN

**September 20<sup>th</sup>, 2018 9:15am**  
**625 East King Street**  
**Lancaster PA 17602**  
**Visitation**

# WARDEN'S REPORT

Cheryl Steberger  
Warden

PRISON BOARD  
WARDENS REPORT  
SEPTEMBER 20<sup>TH</sup>, 2018

Population

Attended Mental Health Training

Met with HACC (Harrisburg Area Community College)

Narcan

# OPERATIONS REPORT

ROBERT WOLFE  
Deputy Warden

PRISON BOARD  
OPERATIONS REPORT  
SEPTEMBER 20<sup>TH</sup>, 2018

Continuing Inspections

Policy and Procedure reviews

Getting ready for the inspection from DOC

Sent 3 staff for Suicide Prevention Instructor- Supervisor / PP Officer / Counselor Aug 13-15

Sent 2 staff for CPR instructor Aug 13-17

Sent 1 K-9 Team to a seminar in Washington DC- Sheriff Dept. and City Police- Aug 13-17

Sent 2 for advanced FERT Aug 13-17

Sent 2 staff to Glock Armorer school 6 September

New Class 4 September-5 staff

# INMATE SERVICES REPORT

Joseph Shiffer  
Deputy Warden for Inmate Services

**Inmate Services Department  
Prison Board Report  
August, 2018**

Monthly meeting with Norristown State Hospital.

Update on Reentry Services Manager position.

Offender Workforce Development Specialist training

*See attached program statistical section for further information.*

**SECURITY REPORT**

**Major**

**William Aberts**



**PRISON BOARD**  
**SECURITY REPORT**  
**SEPTEMBER 20<sup>TH</sup>, 2018**

Officer of the Month: August 2018

8-4 Shift Officer Jared BOTCHIE

Officer BOTCHIE is a 4-year veteran of the prison. He is reliable and knowledgeable. He can be counted on to complete assigned duties with no problems. He is a hard worker who carries himself professionally and treats people with respect. He is always there to help someone else. We thank him for his hard work and encourage him to “keep up the good work”!!

Promotions:

Corporal Louis Chirichello, Corporal Paul Lott, Corporal Tracy Wingler promoted to Administrative Sergeant.

Sergeant of Training Michael Hersh promoted to Lieutenant of Training

Sergeant of Records Brian Secor promoted to Lieutenant of Records

Correctional Officer Oswaldo Cora promoted to Administrative Sergeant

Correctional Officer Jamal Leath promoted to Administrative Sergeant

Currently Narcan Nasal Spray is stored at specified locations throughout the facility, working toward each supervisor being issued 2 which will be carried on their person.

Continued participation in Facility Inspections and Policy and Procedure meetings.

# ADMINISTRATIVE SERVICES REPORT

Tammy S. Moyer  
Director of Administration


## Administrative Services Report September 2018

Policy revisions completed in the past month include Classification of Inmates, Suicide Prevention and Range Operations.

In a continued effort to eliminate drugs and contraband coming into the facility, effective October 1, 2018, we will no longer accept greeting cards that are being sent into inmates directly from family and friends. Only standard letters on regular paper will be accepted. This is on the heels of a complete lockdown of all state prisons after 50 staff members become ill after being exposed to drugs coming in through the mail. As an alternative, we will accept cards that are sent through [Pigeonly.com](http://Pigeonly.com) which allows friends and family to select greeting cards and postcards that have been pre-approved by the prison and adhere to our rules. Personal photos may also be added to the cards and postcards and the cost of postage is included. Our mail staff is now required to wear masks and gloves when opening mail. We have also increased our security and search procedures related to incoming mail to protect staff and inmates.

Last month the Store Fund Policy was included in my report. The board has had a chance to review the policy and their revisions have been included. It has been added to this month's agenda for approval.

I want to thank Joanne Resh and the District Attorney's office for supplying us with 36 doses of Naloxone. They will be kept inventoried and each use will be reported as required through their grant award.



**PRISON POLICY STATEMENT  
COUNTY OF LANCASTER, PENNSYLVANIA**

<b>Policy Subject:</b> <b>Store Account (Commissary)</b>		<b>Policy Number:</b> <b>B-5</b>
<b>Date of Issue/Revision:</b> June 16, 2017 Reviewed/Approved by B. Hurter, Controller Revised August 30, 2018—Section III. F All revisions will now be presented/approved by Prison Board September 20, 2018 Sec. III B, F	<b>Authority:</b>  Cheryl Steberger      William Peters Warden                      Chief Clerk	<b>Effective Date:</b> July 1, 2017 <b>DRAFT --ON 9/20/18 PRISON BOARD AGENDA FOR APPROVAL</b>
<b>Solicitor Approval:</b> October 21, 2016 CH    June 29, 2017 CH	<b>Title 37 Reference:</b> 95.239	<b>Distribute by:</b> Available on Prison Website

- I.     **AUTHORITY**  
The authority of the Warden to direct the operations of Lancaster County Prison as established in Title 37 Chapter 95 of the Pennsylvania Code as amended. Section 95.239 directly relates to commissary and other funds.
- II.    **POLICY**  
It is the policy of the Lancaster County Prison (LCP) to maintain a Store Account to be used as described in this policy.
- A. Store account revenue is generated from LCP’s Commissary contract and shall be deposited into the Store Account.
  - B. Funds are permitted to be used for prison improvements, equipment/supplies, or other prison related expenses. Funds may be used for inmate service provider contracts. These services include, but are not limited to, mental health programs, child services, sexual victimization support, re-entry services to include the Reentry Manager’s payroll expense.
  - C. To ensure public transparency and Title 37 compliance, this account will have an annual audit and report prepared by an independent party using generally accepted accounting principles.
  - D. This policy will undergo an annual review, preferably by August allowing audit recommendation language to be approved, prior to the Department of Correction site inspection.
- III.   **REQUESTED USE OF FUNDS**
- A. Prison Management (Warden, Deputy Warden or Director of Administration) will review the need for all store fund requests.
  - B. The Chief Clerk, acting on behalf of the County Commissioners, must approve funds being spent from the Store Account. The only exception are requests from outside agencies requesting funds, which requires Board approval. Purchasing guidelines as they relate to spending limits are in effect for this account.
  - C. The approval will be forwarded to Budget Services and the Controller’s office to initiate the transfer of funds from the Store Account into LCP’s budget.
  - D. The Controller’s office will assign a Sub-group account number to track expenditures for each approved project.
  - E. When the approved project is complete and all invoices are paid, any funds remaining in the project account will be transferred back into the Store Account. LCP staff should initiate this action by a request to the Controller’s office.
  - F. Outside agencies seeking store funds shall submit their request to the Warden in writing. All requests shall include the proposed scope of service to be provided to the inmate population; the cost of service including any predicted measurable program outcomes resulting from the service. The Warden shall determine which proposals are then forwarded to the Board of Commissioners for consideration and final approval. All measurable program outcomes shall be routinely presented at regularly scheduled Prison Board and Prison Stat meetings.
- IV.    **SUPERSEDED POLICY**  
This policy supersedes all facility policy or procedure on this subject.

# FACILITIES MANAGEMENT REPORT

Charles Douts, Jr  
Director

# Facilities Management

## Monthly Prison Activities Report

September, 2018

### Prison:

#### Personnel

- CGL has one vacancy

#### Projects

- Elevator upgrades scheduled for late November
- Building B roof replacement started on September 10
- Control Room upgrades on schedule for 4<sup>th</sup> quarter implementation
- Capital Prison Projects submitted with 2019 budget

Respectfully Submitted

Charles E. Douts, Jr.


Director

County of Lancaster, Facilities Management

## STATISTICAL ADDENDUM

# INMATE SERVICE STATISTICS





Facility: LANCASTER COUNTY PRISON

Statistical Summary Report


Year 2018

Rev A

	Jan	Feb	Mar	Apr	May	Jun	Jul	Aug	Sep	Oct	Nov	Dec	Total
<b>FACILITY STATISTICS</b>													
Monthly ADP	826	876	877	877	916	963	893	902					891
Deaths	0	0	0	0	0	0	0	0					0
Total # of Patients in the Hospital	4	4	6	5	4	2	5	2					32
Total # Patient Days	21	9	18	29	20	25	25	6					153
# of Intake Screenings	439	332	370	376	519	524	466	559					3585
# of Grievances	2	7	10	14	11	13	10	0					67
# of Founded Grievances	0	0	0	0	0	0	0	0					0
# of Adverse Patient Occurrences	18	32	41	31	28	18	47	45					260
# of Patients Detoxed	105	118	123	107	122	107	116	110					908
# of Patients on Restraints	0	0	1	2	1	1	0	2					7
# of Shifts involving Restraints	0	0	1	3	1	1	0	5					11
# of Medical Transports	39	39	39	48	50	69	92	84					460
# of Infirmity/Medical Housing Admissions	0	0	0	0	0	0	0	0					0
In-House Surgeries	0	0	1	0	0	1	0	0					2
In-House EKG's	30	24	28	9	37	36	36	63					263
In-House X-Ray's	33	36	45	43	43	53	51	40					344
<b>OUTSIDE CONSULTATIONS</b>													
Allergy	0	0	0	0	0	0	0	0					0
Cardiology	3	3	3	3	2	0	1	4					19
Dermatology	0	0	0	0	0	0	0	0					0
Dialysis	0	0	0	0	0	0	3	0					3
ENT	0	0	0	0	1	1	2	0					4
Emergency Room	8	10	11	6	9	10	20	13					87
Ambulance Trips	4	5	4	3	1	3	5	5					30
Gastroenterology	1	0	1	2	0	3	2	0					9
General Medicine	0	0	0	0	0	0	0	0					0
General Surgery	0	0	0	0	0	0	0	0					0
Gynecology	0	0	0	0	0	0	0	0					0
Hematology	1	0	0	0	0	0	0	1					2
Methadone	0	0	0	10	10	11	25	27					83
Neurology	0	1	0	0	1	0	0	1					3
Neurosurgery	0	0	0	0	0	0	0	0					0
Obstetrics	12	11	11	6	8	14	20	14					97

*[Handwritten signature]*


*[Handwritten signature]*



Statistical Summary Report  
Year 2018  
Rev A


Facility: LANCASTER COUNTY PRISON

	Jan	Feb	Mar	Apr	May	Jun	Jul	Aug	Sep	Oct	Nov	Dec	Total
Oncology	0	0	0	0	0	2	2	1					5
Ophthalmology	2	2	2	1	1	1	0	0					9
Orthopedics	9	10	5	12	8	19	12	17					92
Physical Therapy	0	0	0	0	0	0	0	1					1
Plastic Surgery	0	0	0	0	0	0	0	0					0
Podiatry	0	0	0	0	0	0	0	0					0
Proctology	0	0	0	0	0	0	0	0					0
Psychiatry	0	0	0	0	0	0	0	0					0
Surgery Performed	0	0	0	2	0	0	0	1					3
Thoracic Surgery	0	0	0	0	1	0	0	0					1
Urology	0	1	0	0	0	0	0	0					1
Outside X-Rays (CT, MRI, etc.)	0	2	2	3	0	6	0	3					16
Wound Clinic	2	2	3	2	0	0	0	0					9
Diagnostic Test (outside)	0	0	0	0	5	0	1	0					6
Other Trips / Outside Consults	1	2	1	1	4	2	3	1					15
<b>Total Outside Consultations</b>	<b>43</b>	<b>49</b>	<b>43</b>	<b>51</b>	<b>51</b>	<b>72</b>	<b>97</b>	<b>89</b>	<b>0</b>	<b>0</b>	<b>0</b>	<b>0</b>	<b>495</b>
<b>MEDICAL - SICK CALLS</b>													
MD Sick Call	34	28	32	25	29	27	21	24					220
NP/PA Sick Call	460	439	547	497	491	381	405	577					3777
MD/PA/CRNP Sick Call	494	467	579	522	520	388	426	601	0	0	0	0	3997
Nurse Sick Call	443	401	426	408	481	436	469	373					3437
MD Physicals	2	5	5	3	12	12	11	4					54
NP/PA Physicals	162	102	174	144	136	161	152	191					1222
Nursing Physicals	198	144	202	145	183	172	155	125					1324
Annual Physicals	10	10	8	3	4	4	7	10					56
<b>MENTAL HEALTH</b>													
Psychiatrist / Groups Seen	0	0	0	0	0	0	0	0					0
Psychiatrist / Individuals Seen	169	168	205	149	233	165	182	175					1446
Psychologist Groups	0	0	0	0	0	0	0	0					0
Psychologist / Individuals Seen	480	542	755	633	665	514	520	4810					8919
M.H. Worker Groups	0	0	0	0	0	0	0	0					0
M.H. Worker / Individuals Seen	675	507	386	320	650	674	773	922					4907
# of Involuntary M.H. Commitments	7	8	8	8	8	8	8	9					64
# of Patients Waiting Transfer to State Hospital	2	1	1	2	2	3	3	3					17



Facility: LANCASTER COUNTY PRISON

	Jan	Feb	Mar	Apr	May	Jun	Jul	Aug	Sep	Oct	Nov	Dec	Total
# of Patients on Suicide Watch	103	77	111	66	81	86	92	106					722
# of Attempted Suicides	1	0	0	0	0	0	0	0					1
# of Completed Suicides	0	0	0	0	0	0	0	0					0
# of Patients on MH Scale as Category - A	183	198	183	208	242	260	237	230					1741
% of Patients on MH Scale as Category - A	22.2%	22.6%	20.9%	23.7%	26.4%	27.0%	26.5%	25.5%	0.0%	0.0%	0.0%	0.0%	24.3%
# of Patients on MH Scale as Category - B	214	222	203	226	276	255	232	216					1844
% of Patients on MH Scale as Category - B	25.9%	25.3%	23.1%	25.8%	30.1%	26.5%	26.0%	23.9%	0.0%	0.0%	0.0%	0.0%	25.8%
# of Patients on MH Scale as Category - C	314	314	290	303	303	306	269	271					2370
% of Patients on MH Scale as Category - C	38.0%	35.8%	33.1%	34.5%	33.1%	31.8%	30.1%	30.0%	0.0%	0.0%	0.0%	0.0%	33.3%
# of Patients on MH Scale as Category - D	43	50	55	53	57	53	46	50					407
% of Patients on MH Scale as Category - D	5.2%	5.7%	6.3%	6.0%	6.2%	5.5%	5.2%	5.5%	0.0%	0.0%	0.0%	0.0%	5.7%
<b>DENTAL</b>													
Extractions	14	20	10	18	12	19	21	12					126
Fillings	1	0	0	3	1	3	2	2					12
Exams	78	58	49	89	60	80	63	41					518
Other	6	0	3	1	0	0	0	0					10
Total Patients Seen by Dentist	99	78	62	111	73	102	86	55					666
Patients seen by Oral Surgeon	0	0	0	1	2	0	1	0					4
# of Annual Dental Exams	12	6	4	3	7	10	6	5					53
<b>PHARMACY</b>													
# of patients on Psych Meds	279	312	323	315	305	306	271	280					2391
% ADP on Psych Meds	33.8%	35.6%	36.8%	35.9%	33.3%	31.8%	30.3%	31.0%	0.0%	0.0%	0.0%	0.0%	33.6%
# of patients on Medical Meds	386	352	308	296	321	313	304	316					2596
% ADP on Medical Meds	46.7%	40.2%	35.1%	33.8%	35.0%	32.5%	34.0%	35.0%	0.0%	0.0%	0.0%	0.0%	36.6%
# of patients on HIV Meds	7	6	8	8	8	12	11	13					73
% ADP on HIV Meds	0.8%	0.7%	0.9%	0.9%	0.9%	1.2%	1.2%	1.4%	0.0%	0.0%	0.0%	0.0%	1.0%
# of patients on OTC Meds	106	119	102	98	203	251	236	248					1363
% of ADP on OTC Meds	12.8%	13.6%	11.6%	11.2%	22.2%	26.1%	26.4%	27.5%	0.0%	0.0%	0.0%	0.0%	18.9%
<b>DISEASE CASES</b>													
HIV Test Done	382	332	303	340	428	270	378	438					2871
HIV Cases	7	7	9	9	8	14	12	16					82
AIDS Cases	0	0	0	0	0	0	0	0					0
Hepatitis Cases	100	84	101	109	95	109	105	75					778
Syphilis Cases	0	0	0	1	0	0	0	0					1




Facility: LANCASTER COUNTY PRISON

Statistical Summary Report

Year 2018

Rev A

	Jan	Feb	Mar	Apr	May	Jun	Jul	Aug	Sep	Oct	Nov	Dec	Total
Gonorrhea Cases	0	0	0	0	0	0	0	0	0	0	0	0	0
# of Pregnant Females	9	6	7	5	13	14	10	13					10
# of Miscarriages	0	0	0	0	0	0	0	0	0	0	0	0	0
# of Abortions	0	0	0	0	1	0	0	0	0	0	0	0	1
# of Deliveries	0	0	1	0	0	0	0	0	0	0	0	0	1
# of patients isolated to rule out MRSA	2	1	4	3	1	3	4	7					25
# of confirmed MRSA cases	0	1	1	1	1	1	1	1	1	1	1	1	7
TB Treatment	1	2	1	2	2	2	1	1					12
PPD Test	385	300	353	350	495	479	442	506					3310
(+) PPD's	6	4	9	8	8	4	2	5					46
RPR Test	5	2	4	2	8	7	4	10					42
<b>CHRONIC CARE</b>													
# of Chronic Care Asthma/COPD/Pulmonary	39	39	43	36	29	39	38	28					291
# of Chronic Care Diabetes/Endocrine	48	52	50	62	50	53	51	38					404
# of Chronic Care HIV/AIDS/Hep.C	107	91	110	118	103	123	117	91					860
# of Chronic Care Hypertension/Cardio	110	112	116	104	82	93	92	62					771
# of Chronic Care OB/GYN/Pregnant	9	6	7	5	13	14	10	13					77
# of Chronic Care Seizure/Neurology	22	21	19	18	13	16	20	16					145
<b>PRIMECARE RESPONSIBLE</b>													
Monthly Environmental Checks		2/28/2018											
Staff Meeting Date		2/15/2018	3/28/2018	4/25/2018	5/23/2018	6/27/2018	7/29/2018	8/22/2018					
QI Meeting Date			3/15/2018	4/19/2018	5/19/2018	6/21/2018	7/16/2018	8/16/2018					
Number Chart Audits													
Quarterly Administrative Meetings													
Quarterly Infection Control Meetings	NA	NA	NA	NA	NA	NA	NA	8/16/2018					
<b>STAFF IN-SERVICE TOPICS</b>													
Bi-Annual Orientation Review, PPD, TB Treatment and Prevention													
Annual Policy Review, MRSA Recognition and Treatment													
Nursing Protocols, RN Health Assessments													
Triage/Disaster Training, Seizure Training													
Psychiatric/MH Emergencies/ Suicide Prevention													
Sexual Assault/PREA													



Facility: LANCASTER COUNTY PRISON

Statistical Summary Report  
Year 2018  
Rev A

	Jan	Feb	Mar	Apr	May	Jun	Jul	Aug	Sep	Oct	Nov	Dec	Total
Medication Administration													
Patient Safety/Workplace Safety													
Dental Assessments													
Sexual Harassment, HIPAA (Corporate), Hospice/Palliative Care in the Correctional Setting													
Management of the Pregnant Female, Detox Protocols													
Medical Assessments/BBP													

### AVERAGE DAILY PARTICIPATION

<u>Average Daily Participants:</u>	<u>August 2018</u>
Community Employed Males:	49
Community Employed Females:	03
Community Service Males:	05
Community Service Females:	00
<u>Inmates in Treatment Programming:</u>	
Males:	00
Females:	00
<u>Inmate Trustees:</u>	
Male:	03
Female:	0
<u>Unassigned Inmates housed in Work Release:</u>	
Males:	28
Females:	07

### WORK RELEASE REPORT –AUGUST 2018

	<u>AUGUST 2018</u>
New Placements:	Male: 30 Female: 01
Pre-incarceration Employment;	Male: 16 Female: 0
Employment secured by inmate	Male 0 Female 0
Employment secured by WR	Male 14 Female 0
Removals from program	Males 01 Female 02
Suspensions	Males 01 Female 0
Releases	Males 22 Female 04

### WORK RELEASE FINANCES

	<u>08/2018</u>	<u>TARP</u>
Board and Lodging	8283.61	00
Fines and Costs	5210.80	00
Drug Test Fee	276.00	00
Family	16,504.00	00

**COMMUNITY SERVICE MONTHLY STATISTICS AUG 2018**

DAYS	PROJECTS	# inmates	HOURS	Dollar amt
23	CITY STREETS	4	736	\$5336.00
1	BOOK PICK UP	2	11	\$145.00
23	INPACT MISSIONS	5	1170	\$8482.50
AUG 2018				
3		11	1917	13399.50
36		154	10176	63770.50
AUG 2017				
5		15	1621	\$11969.75
YEAR TO DATE 2017				
45		169	9441	\$66794.75

**COMMUNITY SERVICE MONTHLY REPORT & STATISTICS  
AUG. 2018**

**submitted by: Dave Leeper**

**date: SEPT 10, 2018**

During the month of AUG there was a total of (3) project the prison community service detail took part in. The duties preformed were the cleaning of city streets. INPACT Missions was helped and the library of Lancaster was helped with book pick up. Also, please note that I was on medical leave during the month of August I would like to extend a thank you to Mr. Jonathan Collins, Mr. Danny Gonzales and the three work release officers for stepping up and running things in my absence

COMMUNITY SERVICE MONTHLY REPORT AND DEMOGRAPHICS FOR AUG 2018

DATE: Sept 10,2018 SUBMITTED BY : DAVE LEEPER

	AUG 17	17 TOTALS	AUG 18	TOTALS 18
# Inmates on program	11	84	09	58
Average age	37	36	35	35
Skilled Labor	01	04	00	03
Un Skilled Labor	10	80	09	64
White	07	56	07	52
Black	03	13	01	07
Hispanic	01	16	01	13
Asian	00	00	00	00
#inmates used	15	169	11	154
#projects	05	45	03	36
# man hours	1624	9441	1917	10176
Total dollar amount	11969.75	66794.25	14963.50	63770.50
#inmates removed	01	04	01	02
past participant	03	13	01	08

## **LANCASTER COUNTY PRISON**

### **Inmate Services Department**

### **August 2018 Monthly Report**

#### **E. Chambers – Inmate Services Specialist**

Inmate Services Specialist Chambers is responsible for completing the initial inmate services intakes for new commitment inmates housed Level 5. She provides inmates with an orientation of general rules, and specific information pertaining to Lancaster County Prison inmate procedure. Inmates are also given handouts consisting of mental health, suicide prevention, recovery/rehabilitation providers, self-sufficiency reference guide, education/employment, drug court, veterans court, mental health court information during their intake process. She also completes PREA reviews of inmates that have been incarcerated for approximately 30 days housed on Level 5, and 3-2. She assists inmates in completing applications for various programs to be utilized upon their release such as Reentry Management Organization and Medical assistance. Inmate Services Specialist Chambers assists inmates by obtaining requested court information, responding to inmate requests, facilitating phone calls/conferences, contacting attorneys, and providing general information to the inmate population. Inmate Specialist Chambers provides applications, referrals, and phone interviews to inmates for several treatment facilities in the area. She is the block counselor for 3-2, and Level 5. Housing inmates on restriction, and special statuses. She reviews all inmates to ensure their general wellbeing, and their need for continuation or removal status. She continues her duties as the Veterans Court lesion. She works directly with the Veterans court team, attending court and team meetings weekly. She is currently working towards earning her PA notary certification.

#### **S. Coleman – Classification Specialist**

Classification Specialist Coleman did complete classification duties to include entering info into UCM and Classification spreadsheets. In addition, requests were answered over a month period all were copied and placed in inmate's behavioral files. He did answer phone calls for blocks Classification and Ad-Seg and all information was documented in UCM. Counselor did train with the Hostage Negotiating Team to complete his mandatory 40 hours. He did visit Ad-Seg on different occasions and did note this in the POB and enter any info into UCM. He did assist with meeting with the Disaster Policy group in updating policies. He did meet with Administration to help with updating policies for the class department.

#### **M. Garcia – Reentry Caseworker**

Marisol Garcia, is the Reentry Case Manager at the Lancaster County Prison. She did see inmates throughout the month, she facilitated phone calls to Inmates from their lawyers, Family members, Housing advocates etc. She assisted inmates in looking for places to go upon release from the institution, as well as just listening to them. RCM Garcia provided applications to Inmates who



requested assistance with the following: Welfare benefits, Mental Health, Drug court, and Veteran Court applications. RCM Garcia has also contacted families with their loved one's concerns, and any instructions needed for visits, phone calls, or any resources upon discharge. She has also filled in the Classification Department, when needed throughout the month, as well as intakes in our intake block. She also completes PREA reviews every week; and Intakes as needed. She also aids the ISS's when they need the assistance. She has attended Mental Health meetings held here at the facility. She has been the liaison between, Private Lawyers, Public Defenders, Probation & Parole officers, as well as representative of Justice and Mercy. She has also assisted Inmates and their families whom do not speak English. RCM Garcia is also one of our RHU Hearing chairman, she is responsible for conducting our female RHU hearings; as well as sitting in the board for the male RHU. RCM Garcia has also assisted our Spanish speaking population as needed throughout the month. She also attended mandatory trainings for the month. She has opened a communication tunnel between our facility, and some resources our County has to offer. She has also been able to place some of our inmates in much needed housing. She has been covering Block 2-5 as best she can.

#### **D. Valenzuela – Bilingual Inmate Services Specialist**

Bilingual Inmate Service Specialist- Donald, Valenzuela has been assigned to provide counseling for inmates housed in Block 3-1. Since taking over 3-1, Counselor Valenzuela has been responding to inmate's request, and conducting Initial Intake for new commit inmates. He also conducted a 30 days PREA reviews for 3-1 inmates incarcerated for approximately 30 days. In addition, He also facilitated phone conferences between inmates and Public Defenders. Counselor Valenzuela did assist Interpreting (Conversations Spanish to English) for other departments such as, Mental Health, Security, and Medical. On the same token, in one occasion Counselor Valenzuela helped the Training Department translating the test for a new Spanish speaking kitchen supervisor. He also observed Counselor Norbert, Sotomayor N/A 2-1 meetings. Counselor Valenzuela covered part of his training with Counselor Nunemaker, Heather, learning ITP rules, Payroll/ Budget, and Inmate library.

## **WOMEN'S DRUG AND ALCOHOL GROUP**

**Compiled by: Norbert Sotomayor / BA, BA, CADC / Substance Abuse Counselor /  
Lancaster County Prison**

**August, 2018**

**NUMBER OF PROGRAM PARTICIPANTS : 14**

**AVERAGE AGE: 29**

**RACE:**

**CAUCASIAN: 08  
AFRICAN AMERICAN: 4  
HISPANIC: 2  
ASIAN:  
OTHER:**

**AVERAGE SCHOOL GRADE COMPLETED: 11.2th**

**NUMBER OF INMATES WHO FURTHERED EDUCATION: 1**

**MARITAL STATUS:**

**MARRIED: 1  
WIDOWED:  
DIVORCED: 2  
REMARRIED:  
SEPARATED: 0  
NEVER MARRIED: 11**

**SUBSTANCE ABUSE USE:**

**DRUGS ONLY: 8  
ALCOHOL ONLY: 0  
BOTH: 6**

**HAD PRIOR SUBSTANCE ABUSE TREATMENT: 11 Total d/a experiences including  
both inpatient and outpatient for each participant: 3.6x**

**AVERAGE NUMBER OF INCARCERATIONS: 6.7 x per each inmate**

**TOTAL NUMBER OF CHILDREN GROUP PARTICIPANTS HAVE: 2.5**

**Children per Participant**

**NARRATIVE: TWO WOMEN COMPLETED THE 8X WEEK D/A GROUP THIS MONTH.**

**Treatment Specialist Sotomayor took over the Women's d/a group beginning in the Month of June 2018.**

**The Administration is working on foiling the D/A positions which are vacant.**

**D/A group length was upped from 6 weeks to 8 weeks to make it more similar and consistent with the length of the males d/a program – this was approved by DWIS Shiffer.**

**Number Of Women's on D/A Waiting List: 6x.**

**SUBSTANCE ABUSE DEPARTMENT  
LANCASTER COUNTY PRISON  
MONTHLY REPORT**

Norbert Sotomayor , BA CADC

**Month: July, 2018**

<b><u>Statistics:</u></b>	<b><u>Year to Date</u></b>
Number of Requests: (May through July requests were not counted)	1367
Number of Inmates Seen: 56	1131
Number of Inmates moved to 2-1: 39	316
Number of Inmates who completed 2-1: 13	79
Number of Inmates who failed to finish 2-1: 19	200
10- released	92
06- did not do assignments	32
00- disciplinary problems	40
01- asked to move	3
00- went to work release	2
00- went to MHU	2
02-moved by classification	04
00- protective custody	0
02 -went to ITP	25
Number of AA/NA Meetings: 12	84
Number of Substance Abuse Groups: 32	224
Number of Evaluations done for court/legal system:2	27
Number of outpatient counseling appointments set up: 0	0
Number of Referrals to Teen Challenge, Potter's House: 1	30
Salvation Army, RMO, recovery houses etc.	
Number of Treatment Court applications: 5	31
Number of Vivitrol applications: 5	57

**AUGUST, 2018**  
**SUBSTANCE ABUSE EDUCATION UNIT**  
**PARTICIPANT PROFILE**

Compiled by: Norbert Sotomayor, CADC / Lancaster County Prison.

## SUBSTANCE ABUSE EDUCATION UNIT

### INMATE PROFILE

**AUGUST, 2018**

	Month 2017	YTD 2017	Month 2018	YTD 2018	Comments
Number of inmates placed on pod 2-1	31	440	30	336	
Number of inmates previously on pod 2-1	10	171	11	126	
Number of inmates that did not complete 2-1	20	257	30	230	
Why they did not complete 2-1	-----	-----			
problems					
Disciplinary	00	38	03	43	
Released	12	119	21	103	
assignments					
Did not complete	03	40	02	34	
Asked to move off	01	17	00	03	
Went to work release	01	06	00	02	
Went to MHU	00	08	00	02	
Placed on P.C.	00	02	00	00	
classification					
Moved by	00	08	00	04	
Moved to ITP	03	33	04	29	
Average Age	27.9	26.8	27.2	27.3	
Race	-----	-----			
Black	05	88	06	69	
White	16	216	15	174	
Asian	00	00	00	02	
Hispanic	10	123	09	101	
Other	0	00	00	00	
Average school grade completed	11.7	11.2	11.4	11.30	
Number of inmates that furthered education	03	41	03	30	
Number with prior substance abuse treatment	21	249	22	208	

Average # of substance abuse placements	3.8	3.5	4.2	3.5	
Marital status	-----	-----			
Married	03	47	3	32	
Widowed	0	00	0	0	
Divorced	02	35	2	31	
Remarried	00	00	0	3	
Separated	02	16	1	15	
Never Married	24	332	23	262	
Substance abuse use	-----	-----			
Drugs only	16	195	15	169	
Alcohol only	2	3	0	4	
Both drugs and alcohol	13	225	15	162	
Neither	0	01	00	00	
Number of inmates incarcerated for a drug and/or alcohol related offense	24	163	22	189	
Number of inmates involved in other prison programs	15	177	12	154	
Chaplains programs	15	163	10	122	
Anger Management	07	46	06	44	
Thresholds	n/a	n/a	00	00	
Fatherhood	00	00	00	00	
Education	00	11	02	07	
ESL	00	00	00	00	
Number of inmates previously incarcerated	28	364	26	293	
Number of inmates on 2-1 waiting list	12	68	02	74	
Type of aftercare upon release from prison	-----	-----			
12 step meetings	08	115	05	75	
Obtain a sponsor	04	65	03	42	
Nothing	05	77	05	44	
Inpatient treatment	06	79	05	73	

	Outpatient treatment	05	76	04	50	
Counseling	Religious	03	65	04	38	
	Other	05	74	05	46	



## ANGER MANAGEMENT MONTHLY REPORT (2-1 POD)

Compiled by: Norbert Sotomayor BA, BA, CADC.

### **AUGUST - 2018**

NUMBER OF PROGRAM PARTICIPANTS: Group – 09x (Counting rollovers from June and July 2018).

NUMBER OF NEW PARTICIPANTS IN THE CURRENT MONTH: Five – 5x.

NUMBER OF INMATES WHO COMPLETED ANGER MANAGEMENT: One

NUMBER OF INMATES WHO DID NOT COMPLETE ANGER MANAGEMENT: Four, 4x.

Disciplinary: N/A

Released: 1x

No paperwork/No Participation: 2x

Asked to move off: n/a

Went to Work release: n/a

MHU:

PC:

Classification:

ITP:

Moved off 2-1 block: 1x

AVERAGE AGE: 30.0 yrs

### RACE:

CAUCASIAN: 3x

AFRICAN AMERICAN: 1x

HISPANIC: 1x

ASIAN : n/a

OTHER: n/a

AVERAGE SCHOOL GRADE COMPLETED: 11.0 grade

NUMBER OF INMATES WHO FURTHERED EDUCATION: None

### MARITAL STATUS:

MARRIED: 1x

WIDOWED: n/a

DIVORCED: 0x

REMARRIED: n/a

SEPARATED: One

NEVER MARRIED: 4x

SUBSTANCE ABUSE USE:            DRUGS ONLY:     3x  
ALCOHOL ONLY: 0 x  
BOTH: 2x

NUMBER OF INMATES PREVIOUSLY INCARCERATED: 5x

TOTAL NUMBER WHO HAD PRIOR ANGER MANAGEMENT TX: One

TOTAL NUMBER IF INMATES INVOLVED ON OTHER PROGRAMS: 100% (2-1 pod)

NUMBER OF INMATES IN ANGER MANAGEMENT WAITING LIST: 3x.

NARRATIVE: Anger Management Track has been running as usual: One class a week for about 8 weeks. A/M Handouts, exercises and activities are handed to the inmates for personal readings, and for completion of topic related tasks. I/M's are expected to be current with the 2-1 block 's requirements, rules, regulations, and to be active participants. All Anger M. track participants are housed at 2-1. There was one lapse or interruption to the weekly A/M classes during this month – group for 8/30/18 was cancelled due to the excessive heat inside the institution.

# **Recreation Monthly Report**

***August, 2018***

- 1.** Recreation is being conducted on a daily basis. Basketball and volleyball are the main activities for the male inmates, to include interest in table tennis, there continues to be an increased interest in ping-pong, and handball. The female inmates continue to have interest in volleyball. Yoga is still being conducted in D-block, D-block annex, and 2-5, and now C-2. Just a note that Yoga programming was changed to Friday afternoons at 1:30PM.
- 2.** Approximately 280 inmates attended recreational activities during the month of August, and 24 recreation periods were held during the month. Approximately 45 female inmates attended Yoga in the month of August.
- 3.** Inmate cleaners were used from C-main ITP to clean the 3<sup>rd</sup> floor gym, this is being conducted on a weekly basis.
- 4.** Weekly inspections of the housing area board games were conducted, and accounted for. New games were exchanged in Pod G-1 because of the condition of the games. The exercise equipment that was placed in work-release, Pod 2-1, and the 3<sup>rd</sup> floor gym is being used on a daily basis. Exercise equipment was placed, and mounted in pods 3-1, 3-2, 3-5, and 2-5. Exercise equipment was ordered, and delivered for placement in the level 5 housing area.

**Intermediate Unit #13  
HSE Education Program - Females  
Lancaster County Prison**

**August Report:  
7/1/18-6/30/19 Program Year**

<b>Total Students This Month/ Carry Over</b>	<b>Average Students Per Month</b>	<b>Year Total Served</b>
--	-----------------------------------	--------------------------

6/6	6.5	7
-----	-----	---

**Class Requests This Month**

9

<b>Total Students Transferred to Other Institutions</b>	<b>Year Total Transfer</b>
---	----------------------------

0	0
---	---

<b>Total Released from Prison</b>	<b>Year Total Release</b>
-----------------------------------	---------------------------

1	1
---	---

<b>Total GED Sections Attempted/Passed: Graduated This Month (April and May)</b>	<b>Year Total</b>
--	-------------------

10/7:1	10/7:1
--------	--------

<b>Racial Breakdown of Students</b>	<b>Year to Date</b>
-------------------------------------	---------------------

Afro – Americans	1	2
Caucasians	5	5
Hispanics	0	0
Others	0	0

---

**Mary Edith Leichter - Instructor**

**Lancaster-Lebanon IU #13  
GED/HSE Education Program - Males  
Lancaster County Prison**

**Monthly Report for August 2018 ++**

<b>Total Students This Month</b>		<b>Year to Date</b>
14		17
<b>Carry over Students from Last Month</b>		<b>Class Requests This Month</b>
14		35
<b>Total Attendance Per Month ( % of )</b>		<b>Year to Date</b>
93%		89%
<b>Total Students Transferred to Other Institutions</b>		<b>Year to Date</b>
0		0
<b>Total Released from Prison</b>		<b>Year to Date</b>
1		1
<b>Total Received GED/HSE This Month</b>		<b>Year to Date</b>
**		5**
<b>Total GED/HSE Subtests Passed This Month</b>		<b>Year to Date</b>
**		23**
<b>Racial Breakdown of Students</b>	<b>This Month</b>	<b>Year to Date</b>
African-American	3	3
Caucasians	6	7
Latino	5	7
Others	0	0

---

**Wyman Fowler - Instructor**

**++ Year to Date numbers have been reset; reports will accrue from July 2018 to June 2019**

**\*\* We gave a HiSET test here on August 28<sup>th</sup> and 30<sup>th</sup> ; results are not yet available so will be given in September monthly report.**

# Chaplain's Office Monthly Report

## August 2018

### CHAPLAINCY HOURS

THE CHAPLAIN'S OFFICE CONTRIBUTED THE FOLLOWING HOURS FOR THE MONTH OF JULY: **STAFF – 613.5 HOURS**                      **VOLUNTEERS – 394.5 HOURS**

### CHAPLAINCY VISITS

**80 ONE TIME VISITS - MALE**  
**49 MULTIPLE VISITS – MALE**

**50 ONE TIME VISITS - FEMALE**  
**33 MULTIPLE VISITS – FEMALE**

### INMATE REQUESTS

THE CHAPLAIN'S OFFICE PROCESSED APPROXIMATELY **946** INMATE REQUESTS.

### DEATH & MEDICAL EMERGENCY NOTIFICATIONS

THE CHAPLAIN'S OFFICE WAS INVOLVED WITH **6** DEATH AND **8** MEDICAL EMERGENCY NOTIFICATIONS THIS MONTH.

### CORRESPONDENCE BIBLE STUDIES

EMMAUS BIBLE STUDY	DISTRIBUTED - <b>30</b>	COMPLETED - <b>32</b>
	ACTIVE STUDENTS - <b>8</b>	NEW STUDENTS - <b>3</b>
SPANISH EMMAUS BIBLE STUDY	DISTRIBUTED - <b>19</b>	COMPLETED - <b>15</b>
ROMANS BIBLE STUDY	DISTRIBUTED - <b>42</b>	COMPLETED - <b>18</b>
GOSPEL ECHOES STUDY	DISTRIBUTED - <b>21</b>	COMPLETED – <b>18</b>
SPANISH GOSPEL ECHOES	DISTRIBUTED - <b>0</b>	COMPLETED - <b>0</b>

### CLERGY VISITATION

**172** CLERGY VISITATIONS WERE SCHEDULED THROUGH THE CHAPLAIN'S OFFICE.

### GROUP SESSIONS

NUMBER OF GROUPS	<b>94</b>	TOTAL ATTENDANCE	<b>1019</b>
------------------	-----------	------------------	-------------

### CHURCH SERVICES

NUMBER OF SERVICES	<b>45</b>	TOTAL ATTENDANCE	<b>967</b>
--------------------	-----------	------------------	------------

**AUGUST 2018**

**Chaplain's Office**

**Activity Sheet Monthly Report**

	services conducted	services year to date	average attendance	attendance year to date	attendance per service
<b>Protestant Worship Services</b>					
Sunday 2-1	4	34	31	1213	36
Sunday G-1	4	4	26	104	26
Sunday WR	4	30	17	562	19
Sunday Women	4	34	44	1394	41
Wednesday MHU	4	29	12	393	14
Wednesday 3rd	5	31	24	554	18
Wednesday 3rd	10	61	15	1024	17
Saturday 2-2	4	32	8	847	26
Saturday ITP	4	31	35	280	9
<b>Catholic Services Bilingual</b>					
Mass 2nd floor Men	1	6	13	58	10
Mass 3rd floor Men	1	11	2	51	5
Bible Study 2nd, M & grd	4	24	18	259	11
Bible Study 3rd	5	62	12	307	5
<b>Study Group - Women</b>					
Meditation	4	24	6	163	7
Study Group	4	32	17	567	18
Catholic Studies	4	25	9	148	6
<b>Study Group - Men</b>					
2-1	7	59	9	663	11
Celebrate Recovery	3	28	24	393	14
2-2, M & grd	4	34	30	687	20
3rd	13	86	4	322	4
Work release	4	31	16	560	18
Spanish 3rd	12	85	6	402	5
Spanish 2nd, M & grd	3	26	20	352	14
Work Release - Thurs	5	27	11	221	8
<b>D &amp; A Programming</b>					
Inside Out 2-1	5	30	15	556	19
Women	5	32	16	480	15
<b>Muslim Services</b>					
Friday - Juma 3rd	3	32	5	143	4
Friday - Juma 2nd, main & Ground	1	10	4	39	4
Friday - Juma Women	0	3	ERR	6	2



## **Family Services Advocate Program**

<b>August 2018</b>	
<b># Children Referred to the Program</b>	<b>23</b>
<b># Inmate/Parents</b>	<b>12</b>
<b># Special Visits</b>	<b>4</b>
<b># of Guardianships Established/Notarized</b>	<b>3</b>
<b>Total # of Children referred- year to date</b>	<b>131</b>

The Family Services Advocate (FSA) was invited to be part of a panel to offer information to a group of Court Appointed Special Advocates (CASA) on the effects of parental incarceration. The FSA offered information on how visitation works at Lancaster County Prison and what kind of access children have to their parent.

The FSA continued to offer assistance to caregivers accessing community resources. Funds were provided by Ambassadors for Hope for a child to enroll in a Before and After School Program at a city Recreation Center and funds for several weeks of Summer Camp for another child. A grandmother caring for grandson was assisted by the FSA in completing an application for health insurance to obtain his asthma medication.



# ADMINISTRATIVE SERVICE STATISTICS

# PRISON BOARD REPORT

## August 2018

### POPULATION & STATISTICS

#### A. MONTHLY POPULATION --Jan. 2018 starting in-house only

	MALE	FEMALE	TOTAL
Population on July 31, 2018:	748	138	886
Population on August 31, 2018	739	121	860
OPERATIONAL DATA:			
Maximum number of available beds:	928	174	1,102
90% of maximum number of available beds:	835	156	991

#### B. MONTHLY AVERAGES--In-House Only

	2017			2018			
	MALE	FEMALE	TOTAL	MALE	FEMALE	TOTAL AVE	YTD
JANUARY	804	144	944	691	125	808	808
FEBRUARY	837	153	982	718	136	857	832
MARCH	826	161	982	717	147	853	839
APRIL	772	148	914	733	136	870	847
MAY	725	129	949	764	139	899	857
JUNE	709	129	837	777	151	936	867
JULY	773	140	867	749	136	866	842
AUGUST	775	132	878	748	129	878	868
SEPTEMBER	772	126	878				
OCTOBER	770	133	916				
NOVEMBER	755	138	881				
DECEMBER	719	136	847				

#### C. ADMISSIONS AND DISCHARGES

ADMISSIONS FOR 2018													
JAN	FEB	MAR	APR	MAY	JUNE	JULY	AUG	SEPT	OCT	NOV	DEC	YTD	
507	497	530	517	550	560	492	573					4226	
DISCHARGES FOR 2018													
JAN	FEB	MAR	APR	MAY	JUNE	JULY	AUG	SEPT	OCT	NOV	DEC	YTD	
451	484	527	484	523	571	529	543					4112	

Lancaster County Prison  
Population Summary 2018

In-House Only as of January 1, 2018

Day of Month	Jan	Feb	March	April	May	June	July	Aug	Sept	Oct	Nov	Dec
1	791	832	848	856	886	912	902	872				
2	787	831	828	833	888	923	881	859				
3	799	833	840	823	878	933	882	865				
4	783	829	845	824	895	927	886	876				
5	785	834	847	819	900	931	874	880				
6	781	860	852	831	899	934	858	874				
7	781	867	863	837	888	925	863	857				
8	770	864	855	839	887	919	872	856				
9	775	869	846	834	894	934	867	853				
10	774	869	851	838	896	947	864	850				
11	775	871	856	847	889	952	871	861				
12	786	858	867	851	896	957	848	868				
13	791	867	879	852	900	961	855	855				
14	795	854	873	859	898	952	860	863				
15	802	861	869	862	896	958	876	852				
16	792	846	868	858	903	965	868	854				
17	799	853	873	873	898	967	868	866				
18	816	863	872	872	887	945	864	870				
19	823	864	864	863	888	956	863	874				
20	833	862	857	861	891	949	854	880				
21	838	860	858	866	885	938	869	884				
22	843	857	836	867	890	930	864	888				
23	846	858	836	867	887	940	857	892				
24	836	861	843	854	881	951	845	889				
25	823	867	848	859	878	936	849	900				
26	833	857	843	865	887	923	845	905				
27	841	855	847	872	894	916	860	911				
28	844	847	846	881	894	903	871	920				
29	839		839	883	890	890	880	919				
30	844		846	882	904	897	870	923				
31	838		853		911		860	894				
Average	808	857	853	854	892	936	866	878				
YTD Average	808	832	839	847	857	867	842	868				

## 2018 Per Diem Costs

Month	Date	In-House Population	Daily Operating Expense	Per Diem Rate	Y-T-D Average
January	1/9/2018	770	\$74,056.76	\$96.18	\$96.18
February	2/5/2018	829	\$74,056.76	\$89.34	\$92.76
March	3/12/2018	856	\$74,056.76	\$86.51	\$90.68
April	4/13/2018	865	\$74,056.76	\$85.62	\$89.41
May	5/13/2018	900	\$74,056.76	\$82.29	\$87.99
June	6/1/2018	911	\$74,056.76	\$81.29	\$86.87
July	7/9/2018	867	\$74,056.76	\$85.42	\$86.66
August	8/7/2018	857	\$74,056.76	\$86.41	\$86.63
September	9/9/2018	954	\$74,056.76	\$77.63	\$85.63
October			\$74,056.76		
November			\$74,056.76		
December			\$74,056.76		

Per Diem Rate is calculated by dividing the Prison's annual operating cost (\$27,030,717.00) to a daily amount then using the in-house population to find the cost per inmate.

## 2018 Average Length of Stay

Average Length of Stay	August	September
Median Length of Stay	107 Days	105 days
	69 Days	59 days

2018 Inmate Finances

Expenses	January	February	March	April	May	June	July	August	September	October	November	December	Totals
Commissary Purchases	\$62,062.23	\$70,452.59	\$94,956.05	\$76,125.34	\$72,989.80	\$72,499.28	\$62,561.82	\$79,174.26					\$590,821.37
Phone Calls	\$73,046.56	\$75,985.72	\$84,703.81	\$79,749.65	\$80,750.12	\$79,879.95	\$79,883.80	\$75,630.48					\$629,630.09
Processing Fees Charged	\$14,315.00	\$15,504.00	\$22,158.58	\$17,785.00	\$14,385.00	\$16,971.31	\$15,890.00	\$16,835.00					\$133,843.89
Processing Fees Collected	\$11,431.98	\$13,223.77	\$17,632.33	\$14,671.87	\$11,157.02	\$14,211.90	\$12,982.11	\$13,551.51					\$108,862.49
Percentage Collected	80%	85%	80%	82%	78%	84%	82%	80%					81%

Deposits	January	February	March	April	May	June	July	August	September	October	November	December	Totals
Cash on person when Committed	\$9,601.33	\$14,341.13	\$11,930.00	\$21,303.44	\$13,495.90	\$12,109.23	\$23,233.24	\$11,457.00					\$117,471.27
Money Orders deposited during stay	\$20,905.14	\$15,001.98	\$12,986.41	\$10,980.02	\$13,351.91	\$15,356.94	\$17,127.97	\$11,199.78					\$116,910.15
Lobby Kiosk Deposits	\$67,953.00	\$76,059.00	\$85,226.00	\$69,217.00	\$81,632.00	\$76,869.00	\$67,582.00	\$73,359.00					\$597,897.00
Online Deposits to Inmate Account	\$43,779.15	\$49,044.85	\$59,707.95	\$58,224.09	\$58,368.65	\$56,345.42	\$47,571.43	\$50,831.44					\$423,872.98
Total	\$142,238.62	\$154,446.96	\$169,850.36	\$159,724.55	\$166,848.46	\$160,680.59	\$155,514.64	\$146,847.22					\$1,256,151.40